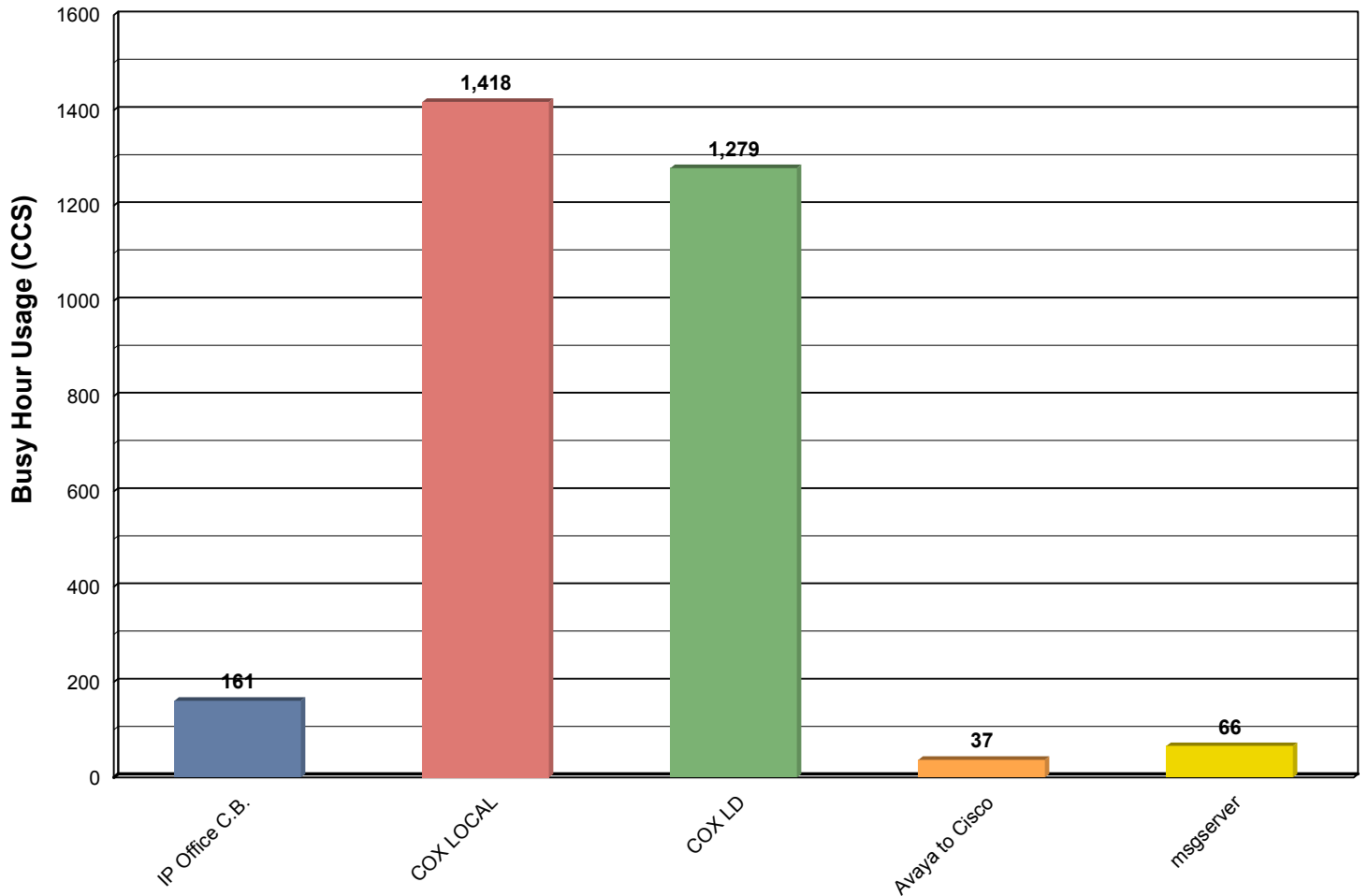


Busy Hour Trunk Group Traffic

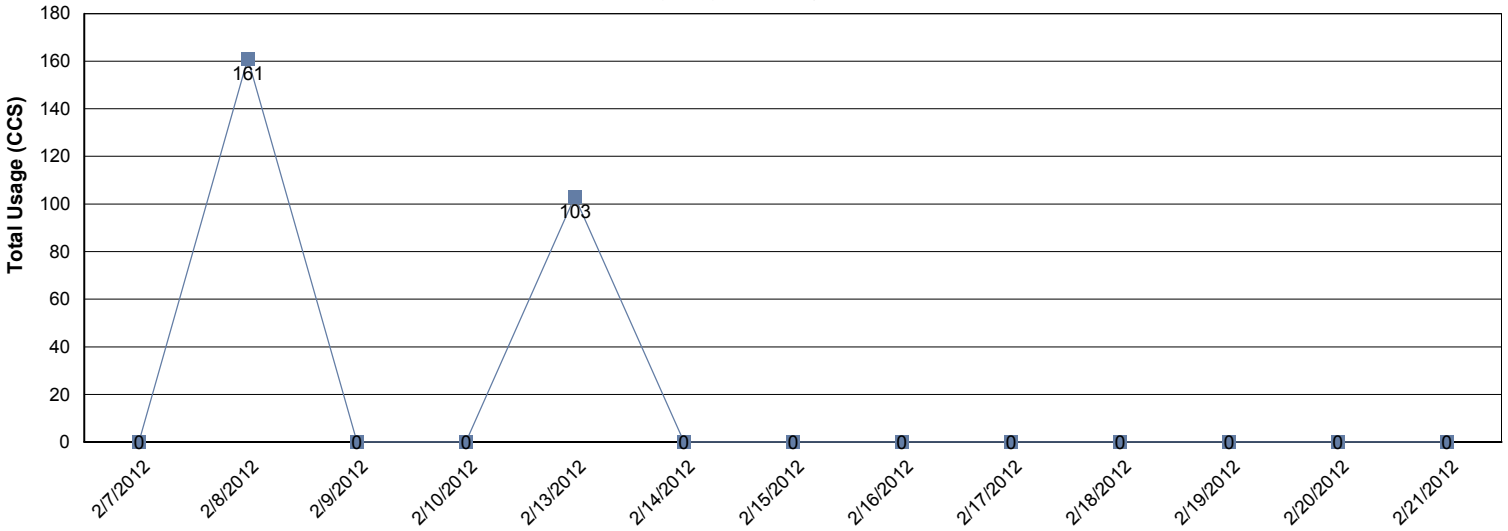


United Medical NYC

Trunk Group: 5

IP Office C.B.

Daily Busy-Hour Usage (CCS)



Date	Day	Busy Hour	Grp Type	Grp Dir	Total Calls	Inc Calls	% ATB	% BLK	Usage (CCS)	Erlangs	Active Trunks	P.01 Trunks	Blocking Prob
02/07/2012	Tue	2300	isdn	two	0	0	0	0	0	0.00	23	1	0.0000
02/08/2012	Wed	1500	isdn	two	3	0	0	0	161	4.47	23	11	0.0001
02/09/2012	Thu	0700	isdn	two	1	0	0	0	0	0.00	23	1	0.0000
02/10/2012	Fri	2300	isdn	two	0	0	0	0	0	0.00	23	1	0.0000
02/13/2012	Mon	1000	isdn	two	3	0	0	0	103	2.86	23	8	0.0001
02/14/2012	Tue	2300	isdn	two	0	0	0	0	0	0.00	23	1	0.0000
02/15/2012	Wed	2300	isdn	two	0	0	0	0	0	0.00	23	1	0.0000
02/16/2012	Thu	2300	isdn	two	0	0	0	0	0	0.00	23	1	0.0000
02/17/2012	Fri	2300	isdn	two	0	0	0	0	0	0.00	23	1	0.0000
02/18/2012	Sat	2300	isdn	two	0	0	0	0	0	0.00	23	1	0.0000
02/19/2012	Sun	2300	isdn	two	0	0	0	0	0	0.00	23	1	0.0000
02/20/2012	Mon	2300	isdn	two	0	0	0	0	0	0.00	23	1	0.0000
02/21/2012	Tue	2300	isdn	two	0	0	0	0	0	0.00	23	1	0.0000
Average									20	0.56	23	2	0.0000

The busiest hour for this time period started **Wednesday, February 8, 2012 3:00PM**

Total Usage (CCS): 161
 Total Erlangs: 4.47
 In-Service Trunks: 23

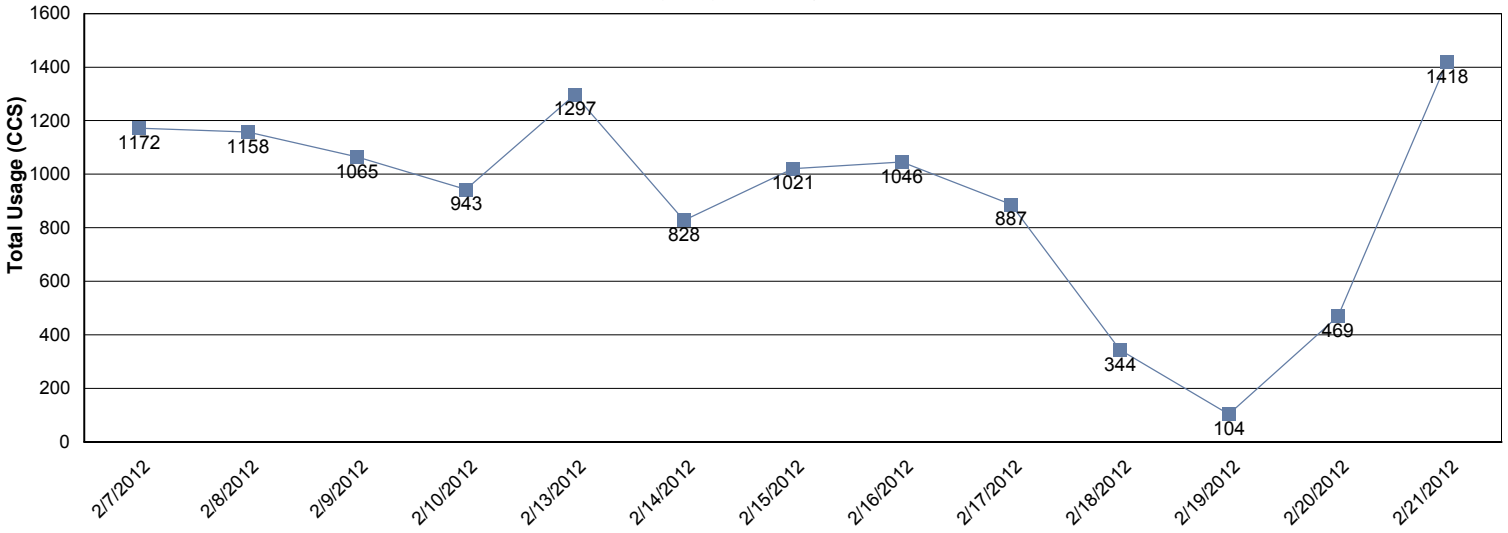
Trunks Required for P.01 GOS: 11
 Recommended Action: Remove 12 Trunk(s).

United Medical NYC

Trunk Group: 6

COX LOCAL

Daily Busy-Hour Usage (CCS)



Date	Day	Busy Hour	Grp Type	Grp Dir	Total Calls	Inc Calls	% ATB	% BLK	Usage (CCS)	Erlangs	Active Trunks	P.01 Trunks	Blocking Prob
02/07/2012	Tue	1000	isdn	two	445	322	0	0	1172	32.56	114	45	0.0001
02/08/2012	Wed	1000	isdn	two	451	315	0	0	1158	32.17	114	44	0.0001
02/09/2012	Thu	1000	isdn	two	421	277	0	0	1065	29.58	114	41	0.0001
02/10/2012	Fri	1000	isdn	two	372	246	0	0	943	26.19	114	37	0.0001
02/13/2012	Mon	1000	isdn	two	473	333	0	0	1297	36.03	114	48	0.0001
02/14/2012	Tue	1100	isdn	two	335	220	0	0	828	23.00	91	34	0.0001
02/15/2012	Wed	1000	isdn	two	362	217	0	0	1021	28.36	91	40	0.0001
02/16/2012	Thu	1000	isdn	two	414	259	0	0	1046	29.06	91	41	0.0001
02/17/2012	Fri	1100	isdn	two	386	235	0	0	887	24.64	91	36	0.0001
02/18/2012	Sat	1300	isdn	two	88	87	0	0	344	9.56	91	17	0.0001
02/19/2012	Sun	1300	isdn	two	68	60	0	0	104	2.89	91	8	0.0001
02/20/2012	Mon	1200	isdn	two	235	206	0	0	469	13.03	91	22	0.0001
02/21/2012	Tue	1100	isdn	two	486	360	0	0	1418	39.39	91	52	0.0001
Average									904	25.11	100	36	0.0001

The busiest hour for this time period started **Tuesday, February 21, 2012 11:00AM**

Total Usage (CCS): 1418

Total Erlangs: 39.39

In-Service Trunks: 91

Trunks Required for P.01 GOS: 52

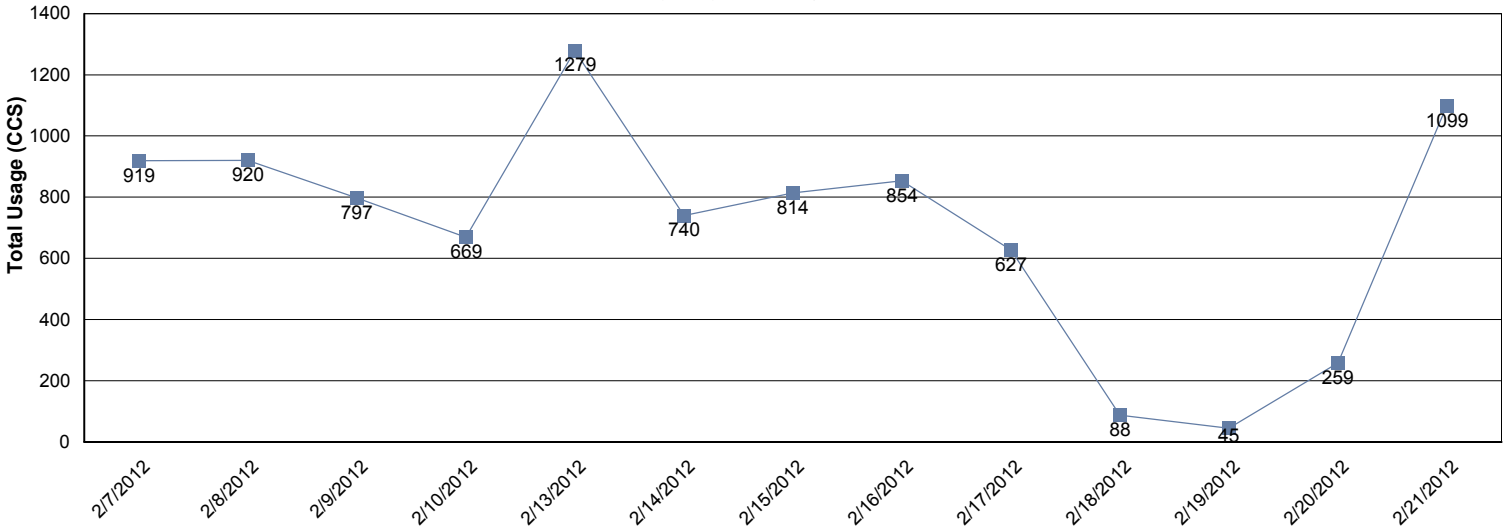
Recommended Action: Remove 39 Trunk(s).

United Medical NYC

Trunk Group: 7

COX LD

Daily Busy-Hour Usage (CCS)



Date	Day	Busy Hour	Grp Type	Grp Dir	Total Calls	Inc Calls	% ATB	% BLK	Usage (CCS)	Erlangs	Active Trunks	P.01 Trunks	Blocking Prob
02/07/2012	Tue	1200	isdn	two	397	356	0	0	919	25.53	117	37	0.0001
02/08/2012	Wed	1200	isdn	two	383	324	0	0	920	25.56	117	37	0.0001
02/09/2012	Thu	1100	isdn	two	434	386	0	0	797	22.14	117	33	0.0001
02/10/2012	Fri	1200	isdn	two	309	269	0	0	669	18.58	117	28	0.0001
02/13/2012	Mon	1000	isdn	two	394	357	0	0	1279	35.53	117	48	0.0001
02/14/2012	Tue	1000	isdn	two	341	298	0	0	740	20.56	94	31	0.0001
02/15/2012	Wed	1300	isdn	two	323	282	0	0	814	22.61	94	33	0.0001
02/16/2012	Thu	1400	isdn	two	295	262	0	0	854	23.72	94	34	0.0001
02/17/2012	Fri	1100	isdn	two	298	256	0	0	627	17.42	94	27	0.0001
02/18/2012	Sat	1300	isdn	two	47	44	0	0	88	2.44	94	7	0.0001
02/19/2012	Sun	1600	isdn	two	34	33	0	0	45	1.25	94	5	0.0001
02/20/2012	Mon	1000	isdn	two	199	191	0	0	259	7.19	94	14	0.0001
02/21/2012	Tue	1000	isdn	two	363	323	0	0	1099	30.53	94	42	0.0001
Average									701	19.47	103	29	0.0001

The busiest hour for this time period started **Monday, February 13, 2012 10:00AM**

Total Usage (CCS): 1279
 Total Erlangs: 35.53
 In-Service Trunks: 117

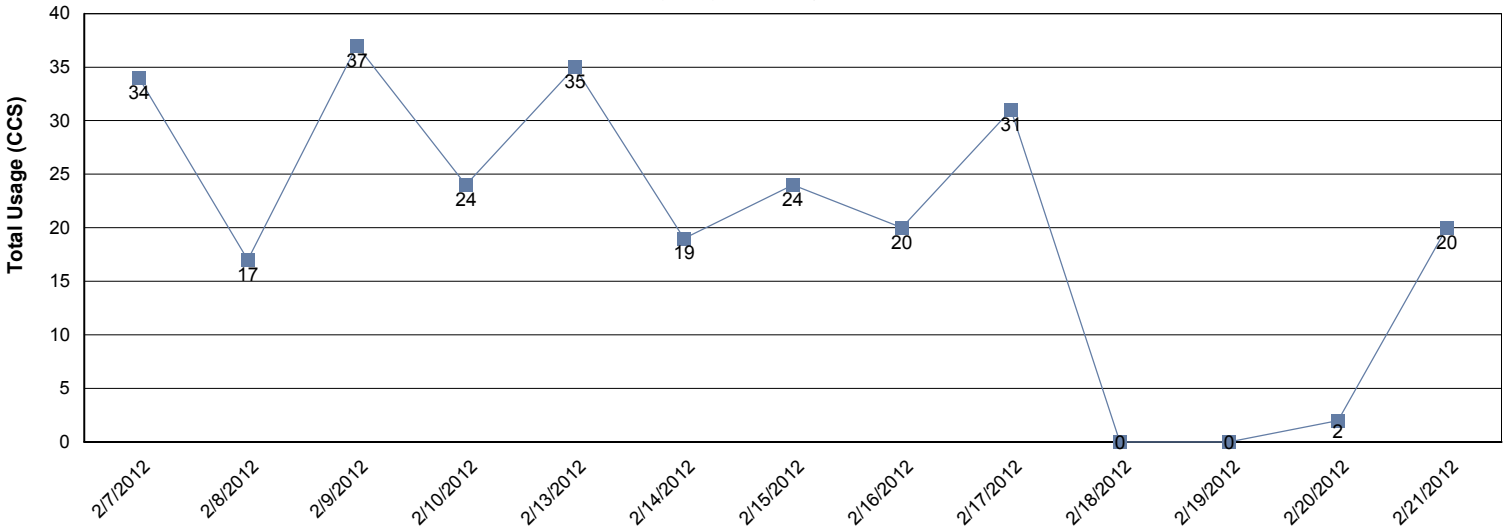
Trunks Required for P.01 GOS: 48
 Recommended Action: Remove 69 Trunk(s).

United Medical NYC

Trunk Group: 8

Avaya to Cisco

Daily Busy-Hour Usage (CCS)



Date	Day	Busy Hour	Grp Type	Grp Dir	Total Calls	Inc Calls	% ATB	% BLK	Usage (CCS)	Erlangs	Active Trunks	P.01 Trunks	Blocking Prob
02/07/2012	Tue	1400	isdn	two	12	7	0	0	34	0.94	22	5	0.0001
02/08/2012	Wed	1200	isdn	two	15	8	0	0	17	0.47	22	4	0.0001
02/09/2012	Thu	1700	isdn	two	7	4	0	0	37	1.03	22	5	0.0001
02/10/2012	Fri	1000	isdn	two	18	10	0	0	24	0.67	22	4	0.0001
02/13/2012	Mon	0900	isdn	two	23	11	0	0	35	0.97	22	5	0.0001
02/14/2012	Tue	0800	isdn	two	21	13	0	0	19	0.53	22	4	0.0001
02/15/2012	Wed	0800	isdn	two	12	10	0	0	24	0.67	22	4	0.0001
02/16/2012	Thu	0900	isdn	two	6	2	0	0	20	0.56	22	4	0.0001
02/17/2012	Fri	0900	isdn	two	11	9	0	0	31	0.86	22	4	0.0001
02/18/2012	Sat	1800	isdn	two	5	0	0	0	0	0.00	22	1	0.0000
02/19/2012	Sun	1300	isdn	two	1	0	0	0	0	0.00	22	1	0.0000
02/20/2012	Mon	1400	isdn	two	6	3	0	0	2	0.06	22	2	0.0001
02/21/2012	Tue	1400	isdn	two	17	7	0	0	20	0.56	22	4	0.0001
Average									20	0.56	22	4	0.0001

The busiest hour for this time period started **Thursday, February 9, 2012 5:00PM**

Total Usage (CCS): 37
 Total Erlangs: 1.03
 In-Service Trunks: 22

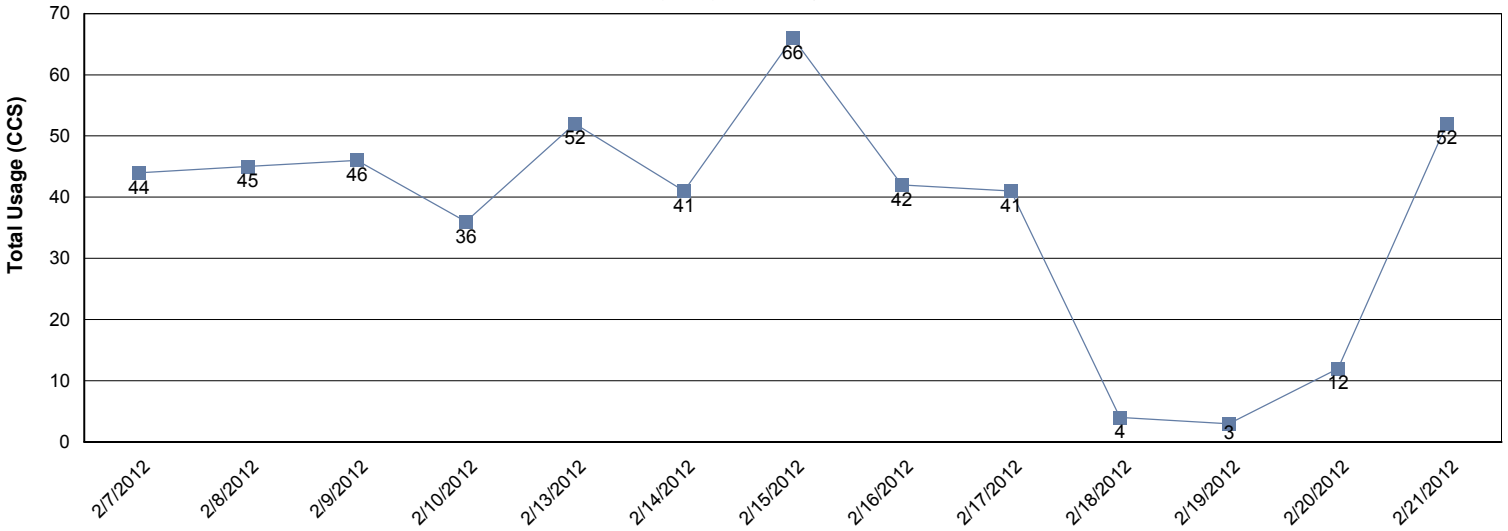
Trunks Required for P.01 GOS: 5
 Recommended Action: Remove 17 Trunk(s).

United Medical NYC

Trunk Group: 99

msgserver

Daily Busy-Hour Usage (CCS)



Date	Day	Busy Hour	Grp Type	Grp Dir	Total Calls	Inc Calls	% ATB	% BLK	Usage (CCS)	Erlangs	Active Trunks	P.01 Trunks	Blocking Prob
02/07/2012	Tue	1500	isdn	two	81	8	0	0	44	1.22	20	5	0.0001
02/08/2012	Wed	1200	isdn	two	70	2	0	0	45	1.25	20	5	0.0001
02/09/2012	Thu	1500	isdn	two	53	5	0	0	46	1.28	20	5	0.0001
02/10/2012	Fri	0800	isdn	two	48	4	0	0	36	1.00	20	5	0.0001
02/13/2012	Mon	1100	isdn	two	89	6	0	0	52	1.44	20	6	0.0001
02/14/2012	Tue	1400	isdn	two	77	10	0	0	41	1.14	20	5	0.0001
02/15/2012	Wed	0900	isdn	two	55	2	0	0	66	1.83	20	6	0.0001
02/16/2012	Thu	1500	isdn	two	57	3	0	0	42	1.17	20	5	0.0001
02/17/2012	Fri	1500	isdn	two	62	4	0	0	41	1.14	20	5	0.0001
02/18/2012	Sat	1100	isdn	two	10	1	0	0	4	0.11	20	2	0.0001
02/19/2012	Sun	1300	isdn	two	8	2	0	0	3	0.08	20	2	0.0001
02/20/2012	Mon	1400	isdn	two	35	4	0	0	12	0.33	20	3	0.0001
02/21/2012	Tue	0800	isdn	two	67	0	0	0	52	1.44	20	6	0.0001
Average									37	1.03	20	5	0.0001

The busiest hour for this time period started **Wednesday, February 15, 2012 9:00AM**

Total Usage (CCS): 66
 Total Erlangs: 1.83
 In-Service Trunks: 20

Trunks Required for P.01 GOS: 6
 Recommended Action: Remove 14 Trunk(s).